


# Bugs on the Rug

## Book Activity Packet

*For home and school.*



**Bugs on the Rug** is Johnette Downing's first board book for babies. Based on a song with the same title from her *Boogie Woogie Bugs* CD, this singsong rhyming text introduces babies to the world of bugs. Illustrated in Johnette's bold, bright foam and

paper collage style, the bugs seem soft enough to touch and pick up off the page.


The accompanying song is available for download in Johnette's digital music store at [www.johnettedowning.com](http://www.johnettedowning.com).

### About the Author- Illustrator

Called the "Musical Ambassador to Children" and the "Pied Piper of Louisiana Music Traditions" by the media, Johnette Downing is a multi-award winning singer, songwriter, musician, poet and children's book author. Dedicated to celebrating childhood, nurturing cultural exchanges and fostering literacy through her music, twenty books and programs, Johnette has received twenty-two international awards, and has performed in the Middle East, Africa, Asia, Central America, North America and the Caribbean.

*"Johnette Downing thinks like a child, but writes like a magician."*

*- Julie Kane, former Louisiana Poet Laureate*



### CONTACT

Johnette Downing  
Louisiana Roots Music  
and Books for Children  
P. O. Box 13367,  
New Orleans, LA  
70185-3367  
504 861-2682



### BOOKING


[www.johnettedowning.com](http://www.johnettedowning.com)  
[johnette@johnettedowning.com](mailto:johnette@johnettedowning.com)  
[facebook.com/johnettedowning](https://facebook.com/johnettedowning)  
[twitter.com/johnettemusic](https://twitter.com/johnettemusic)  
[pinterest.com/johnettedowning](https://pinterest.com/johnettedowning)  
Booking quote/request form at  
[www.johnettedowning.com](http://www.johnettedowning.com)

**BUGS ON THE RUG ACTIVITY****Materials**

Paper                      Copier  
Glue                        Scissors

**Directions**

1. Using these examples of free internet clip art, make copies the rug and bug art on separate pieces of 8 1/2 x 11 paper.
2. Cut out the individual bugs.
3. Allow each child to select one bug that they wish to paste on their individual rug.
4. Allow each child to paste the bug they have selected on their rug (one bug per page).



5. Once the children have pasted the bugs on their rugs, staple the pages together to create a new book to sing and read.

6. Another option is to let each child select and paste as many bugs as they wish onto their individual rugs.


7. Finally, make a mural in the classroom or home of a rug, and allow the children to affix bugs to the mural.

**EXTENSION ACTIVITY**


Once the bugs are pasted onto the rug, extend the learning experience to a counting lesson by counting the number of bugs the child has pasted on the rug. Then, count the number of winged bugs versus the number of crawly bugs. Next, count the number of eyes, wings or legs.

**HOW MANY BUGS DO YOU SEE?**

Count the bugs on each row and draw a line to match the correct number.



3 three



1 one



5 five



4 four



2 two

**EXTENSION ACTIVITY**

To extend the learning beyond this matching lesson, make a copy of this page and cut out the rows of bugs separate from the numbers. Paste the bug rows and the numbers on individual index cards to create a card deck of pictures and numbers. Shuffle the deck. Spread the cards on the table or floor and ask the children to match the picture cards with their corresponding number cards.



## RHYMING WORD MATCH

Draw a line to match the bugs with their rhyming word partners.



ant



beetle



fly



gnat



moth



spider



louse

sky

broth

cider

plant

needle

house

mat