

Chef Creole

By Johnette Downing

Memory Match Card Game




Instructions:

- 1) Cut out all of the images and words on Page 2 and paste each word and picture on individual index cards. For example: You will have two index cards with the words eyes on them, two index cards with the picture of the eyes on them and two index cards with the pictures of red beans on them. For this Chef Creole face game, you will have 32 index cards to play the game.

How to Play the Game:



- 1) Memory Match is a card game designed to test memory.
- 2) The object of the game is to match more identical pairs of cards than your opponent.
- 3) Begin with all of the cards turned face down in a grid formation.
- 4) The first player turns over two cards. If these two cards are an identical match, the player takes the cards off the grid and continues playing until the cards do not match. If the cards do not match, the first player returns the cards to the face down position for the second player's turn. The game continues in this manner until all of the cards have been matched.
- 5) The player with the most identically matched cards wins the game.



Red beans


Red beans

Eyes



Eyes

Praline



Praline

Mouth



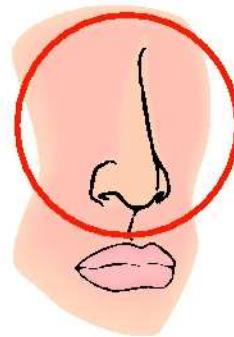
Mouth



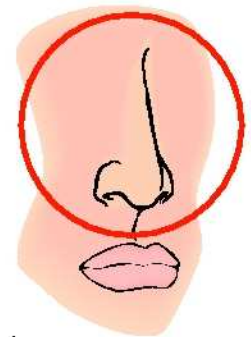
Okra

Okra

Nose



Nose




Rice

Rice


Hair

The Nose

The Nose





Hair



Red beans

Red beans



Eyes

Eyes

