


Ten Gators in the Bed

Book Activity Packet

For home and school.



Ten Gators in the Bed is Johnette Downing's second board book for babies. True to her Louisiana roots, Johnette brings readers deep into the swamp where ten gators pile into bed in their Acadian home. Based on a familiar tune, this singing book,

with vibrant foam and paper illustrations, is a perfect counting and bedtime story for babies AND gators!

Find out who gets to sleep in the bed and who has to sleep in the swamp.

About the Author and Illustrator

Called the "Musical Ambassador to Children" and the "Pied Piper of Louisiana Music Traditions" by the media, Johnette Downing is a multi-award winning singer, songwriter, musician, poet and children's book author. Dedicated to celebrating childhood, nurturing cultural exchanges and fostering literacy through her music, books and programs, Johnette has received twenty-two international awards, and has performed in the Middle East, Africa, Asia, Central America, North America and the Caribbean.



"Johnette Downing thinks like a child, but

writes like a magician."

- Julie Kane, former Louisiana Poet Laureate

CONTACT

Johnette Downing
Louisiana Roots Music and Books
for Children
P. O. Box 13367
New Orleans, LA 70185-3367
504 861-2682



BOOKING

For booking information contact:

www.johnettedowning.com

johnette@johnettedowning.com

www.facebook.com/johnettedowning

www.twitter.com/johnettemusic

www.pinterest.com/johnettedowning

TEN GATORS ACTIVITY**Materials**

Paper Copier
Glue Scissors

Directions




1. Using these examples of free internet clip art, make copies the bed and gator art on separate pieces of 8 1/2 x 11 paper.
2. Cut out the individual gators.
3. Allow each child to paste one or more gators on the bed. Display the art in the classroom.
4. Another option is to allow children to paste gators on the bed following the order of the book: 10, 9, 8, 7, etc.



5. Once the children have pasted the gators on their beds, staple the pages together to create a new book to sing and read.

6. Make a mural in the classroom or home of a bed, and allow the children to affix gators to the mural.


7. Finally, play pin the gator on the bed.

**EXTENSION ACTIVITY**

To extend the lesson beyond the first reading of the book, create a felt board activity of a bed and ten gators. Practice counting up and back by placing the gators on the bed from 1-10 and then from 10-1. Students will experience a fun adding and subtracting activity.


HOW MANY GATORS DO YOU SEE?

Count the gators in each section and draw a line to match the correct number.




1 one


2 two



3 three



4 four



EXTENSION ACTIVITY

To extend the learning beyond this matching lesson, make a copy of this page and cut out the sections of gators separate from the numbers. Paste the gator sections and the numbers on individual index cards to create a card deck of pictures and numbers. Shuffle the deck. Spread the cards on the table or floor and ask the children to match the picture cards with their corresponding number cards.

GATOR SUBTRACTION

Ask students to fill in the blanks with the correct number of gators as you read the book.

$$10 \text{ gators} - 1 \text{ gator} = \underline{\hspace{2cm}} \text{ gators}$$

$$9 \text{ gators} - 1 \text{ gator} = \underline{\hspace{2cm}} \text{ gators}$$

$$8 \text{ gators} - 1 \text{ gator} = \underline{\hspace{2cm}} \text{ gators}$$

$$7 \text{ gators} - 1 \text{ gator} = \underline{\hspace{2cm}} \text{ gators}$$

$$6 \text{ gators} - 1 \text{ gator} = \underline{\hspace{2cm}} \text{ gators}$$

$$5 \text{ gators} - 1 \text{ gator} = \underline{\hspace{2cm}} \text{ gators}$$

$$4 \text{ gators} - 1 \text{ gator} = \underline{\hspace{2cm}} \text{ gators}$$

$$3 \text{ gators} - 1 \text{ gator} = \underline{\hspace{2cm}} \text{ gators}$$

$$2 \text{ gators} - 1 \text{ gator} = \underline{\hspace{2cm}} \text{ gator}$$

$$1 \text{ gator} - 1 \text{ gator} = \underline{\hspace{2cm}} \text{ gators}$$

